

Customer Approve / Disapprove Magento 2



User Guide

Compatibility: Magento 2.X

Table of contents:

- 1) [Introduction.....3](#)
- 2) [Customer Approve/Disapprove.....5](#)
- 3) [Troubleshooting.....10](#)

1. Introduction

This Magento 2 extension allows store owner to approve / disapprove customer registration request and It also restrict customers logging in to store without pre-approval.

In ecommerce store, customer account verification is needed because Incorrect customer data entry leads to inaccurate customer analysis, duplicate customer records, and returned mail and much more. ecommerce merchants who prioritize customer data verification which helps to achieve a single customer view, improves customer data management, improve customer data quality etc.

To keep in mind this Importance of this feature we at Shreeji Infosys developed this Magento 2 extension which extends the default customer registration process without affecting the default registration and provides a feature to store owner approve/disapprove every customer who register to the store. It also restricts customers from logging into website without prior approval from the store owner. This handy extension comes with all email notifications (i.e. approve, reject) to customers as well as a store owner.

Customer Approve / Disapprove Features

- Approve/Reject customers from backend manage customers grid
- Support approve/reject customers from the grid mass action
- Can approve/reject customers from individual row action
- Can approve/reject customers from customer edit section
- Exclude particular customer group from approve/reject
- Enable/Disable from backend
- Email notification of customer registration to store owner as well as customer
- Email notification for customer when his/her account approval/reject by store owner
- Email notification for customer when his/her account approval/reject by store owner
- Separate multiple email recipients for store owner
- Easily change the email template from backend
- The store owner can change notification message for rejecting customer from store configuration
- Support multiple store view

- Auto approve option to approve new customer account on the registration without approval
- Easy Installation and Ready to use
- Plug & play.

Standard Features

- Follow Magento2 coding standards for this extension.
- Follows Magento2 Extension Development Guideline.
- Compatible with Latest Magento 2 editions.

2. Customer Approve/Disapprove: Store Configuration

Customer Approve/Disapprove settings

Enable <small>[store view]</small>	Yes
Notify Admin on Customer Registration <small>[store view]</small>	Yes
Admin Email Address <small>[store view]</small>	hello@gmail.com <small>Add multiple separated by comma (,)</small>
Admin Notification Email Template <small>[store view]</small>	Customer Image Notify Admin (Default)
Notify Customer of Account Activation <small>[store view]</small>	Yes
Customer Registration Notification Email Template <small>[store view]</small>	Customer Notify Customer (Default)
Customer Approve Notification Email Template <small>[store view]</small>	Customer Approved (Default)
Customer Reject Notification Email Template <small>[store view]</small>	Customer Disapproved (Default)
Activate new Customer Accounts by Default <small>[store view]</small>	Yes
Redirect Unapproved Customers <small>[store view]</small>	No <small>Default customer will redirect back to the previous page and custom redirection will be works for all non ajax login</small>

Description:

After successfully Installing this extension you can able to see new store configuration from Store > Configuration > Customer > Customer Configuration > Customer Approve/Disapprove Settings

Enable:

Set Yes to enable and No to disable.

Notify Admin on Customer Registration:

Set Yes to enable email notification for every customer registration

Admin Email Address:

Write comma separated email address(i.e xyz@gmail.com,test@gmail.com)

[Admin Notification Email Template:](#)

Email notification template for store owner

[Customer Registration Notification Email Template:](#)

Email notification template for customer registration

[Customer Approve Notification Email Template](#)

Email notification template for customer approval

[Customer Reject Notification Email Template](#)

Email notification template for customer disapprove

[Notify Customer of Account Activation](#)

Email notification template enable on customer activation

[Activate new Customer Accounts by Default](#)

Set yes to activate the customer on registration

[Require Activation for Groups](#)

Set specific customer group for activation, you can exclude customer group from here

[Redirect Unapproved Customers](#)

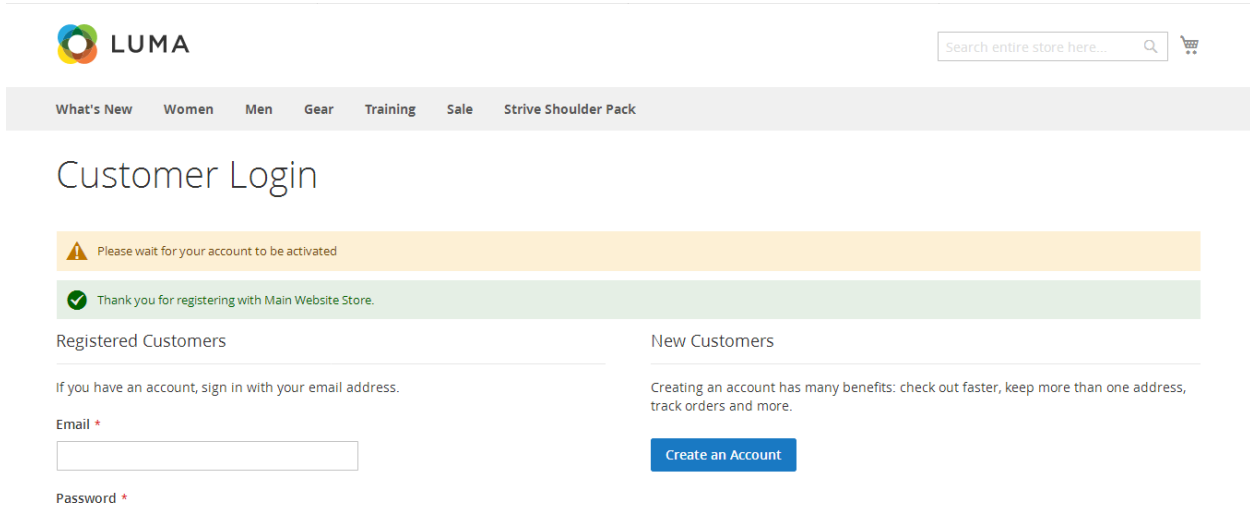
Set page for unapproved customer

[Unapprove Customer Login Message](#)

Set your custom message for un approved customer

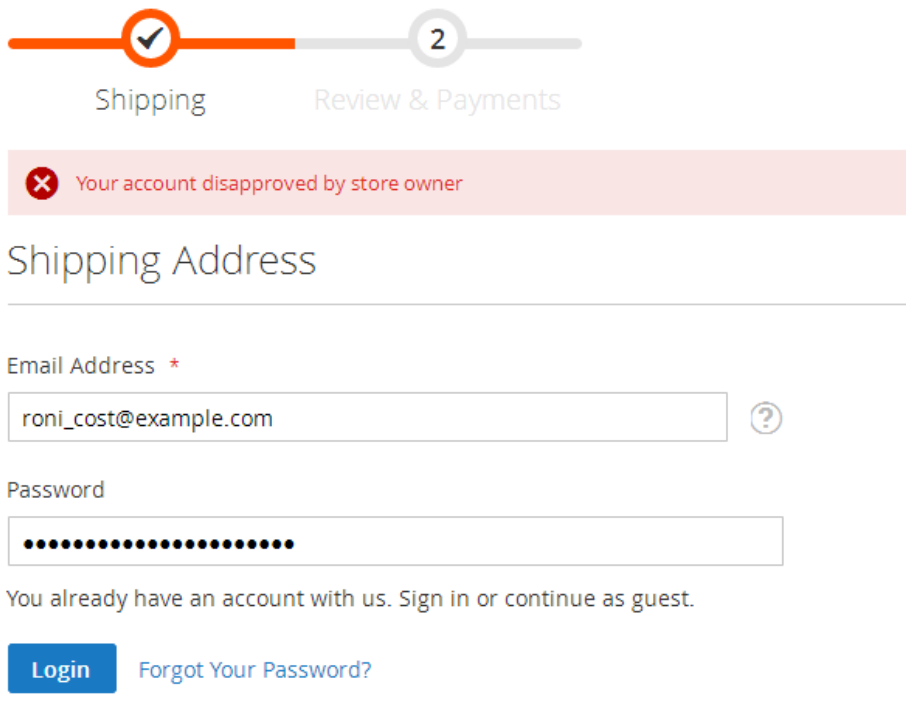
Customer Approval :

Frontend:



Description:

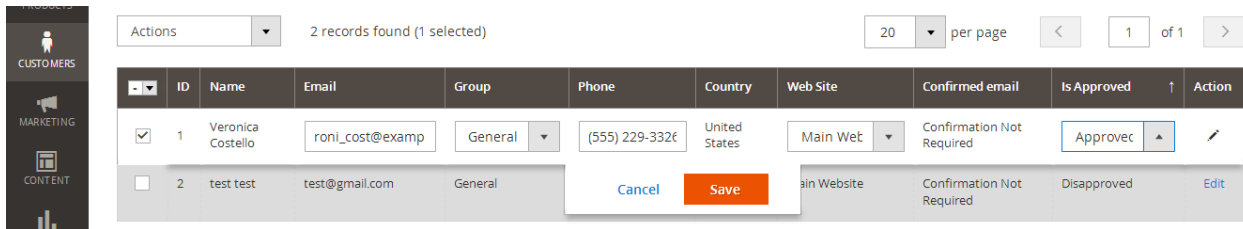
In this Image you can see customer account is not activated while registration



Description:

Customer cannot login into his/her account until its verified by store owner.

Backend:

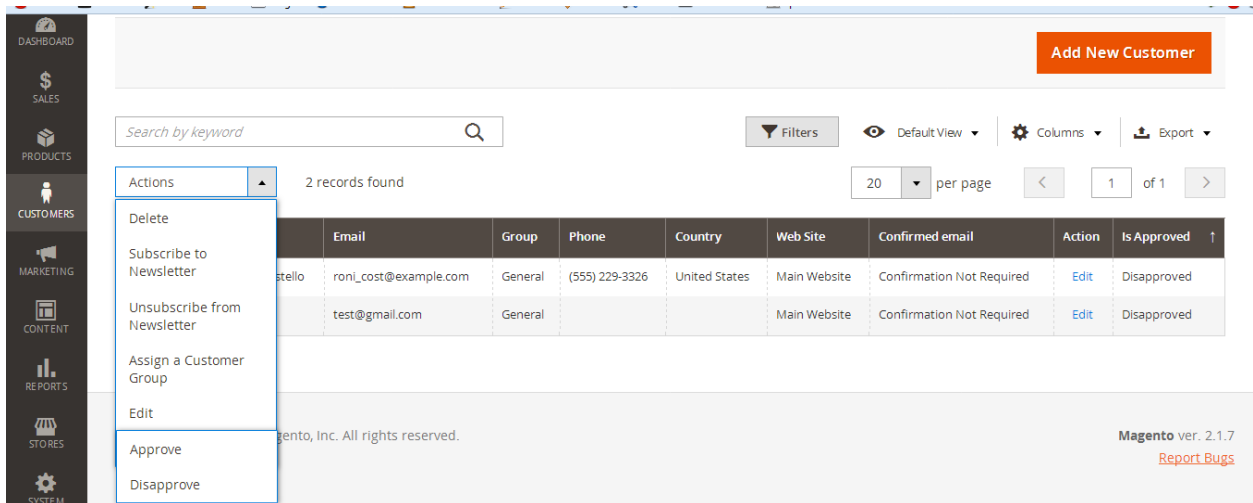


A screenshot of the Magento customer grid. The grid shows two records. The first record, Veronica Costello, is selected. A modal is open over the second record, 'test test', with 'Cancel' and 'Save' buttons. The grid columns include ID, Name, Email, Group, Phone, Country, Web Site, Confirmed email, Is Approved, and Action.

ID	Name	Email	Group	Phone	Country	Web Site	Confirmed email	Is Approved	Action
1	Veronica Costello	roni_cost@examp	General	(555) 229-332€	United States	Main Wet	Confirmation Not Required	Approvec	
2	test test	test@gmail.com	General			ain Website	Confirmation Not Required	Disapproved	Edit

Description:

On backend from customer > manage customer grid, you can approve the customer on row edit.



A screenshot of the Magento customer grid. The 'Actions' menu is open, showing options: Delete, Subscribe to Newsletter, Unsubscribe from Newsletter, Assign a Customer Group, Edit, Approve, and Disapprove. The grid shows two records. The footer indicates 'Magento ver. 2.1.7' and 'Report Bugs'.

Email	Group	Phone	Country	Web Site	Confirmed email	Action	Is Approved
roni_cost@example.com	General	(555) 229-3326	United States	Main Website	Confirmation Not Required	Edit	Disapproved
test@gmail.com	General			Main Website	Confirmation Not Required	Edit	Disapproved

Description:

You can also approve/disapprove the customer by using mass action of grid.

Veronica Costello

[← Back](#)
[Delete Customer](#)
[Approve Customer](#)
[Disapprove Customer](#)
[Reset](#)
[Create Order](#)
[Reset Password](#)
[Force Sign-In](#)
[Save and Continue Edit](#)
[Save Customer](#)

CUSTOMER INFORMATION

- Customer View
- Account Information
- Addresses
- Orders

Personal Information

Last Logged In:	Jul 18, 2017, 5:38:48 PM (Offline)	Default Billing Address
Account Lock:	Unlocked	Veronica Costello
Confirmed email:	Confirmation Not Required	6146 Honey Bluff Parkway
Account Created:	Jul 15, 2017, 6:27:41 AM	Calder, Michigan, 49628-7978
Account Created in:	Default Store View	United States
Customer Group:	General	T: (555) 229-3326

Description:

Customer approval/disapproval is also possible on customer edit section.

3. Troubleshooting:

If you have any suggestion or any issue/bug with this extension, please do not hesitate to contact us at support@shreejiinfosys.co.in

<http://shreejiinfosys.co.in/customer-approve-disapprove-magento-2.html>