


Duplicate CMS Page/Block Magento2



User Guide

Compatibility: Magento 2.X

Table of contents:

1)	<u>Introduction.....</u>	<u>3</u>
2)	<u>Duplicate CMS/Page Backend.....</u>	<u>4</u>
3)	<u>Troubleshooting.....</u>	<u>8</u>

1. Introduction

This Beautiful Extension allows you to Copy CMS pages and blocks within a sec.

Duplicate CMS Page/Block is very useful to create duplicate content for cms page and cms block between multiple storeview. Just open your created CMS page/block and click on duplicate this page/block and your cms page/block duplicated with in second. So this extension save your huge of time.

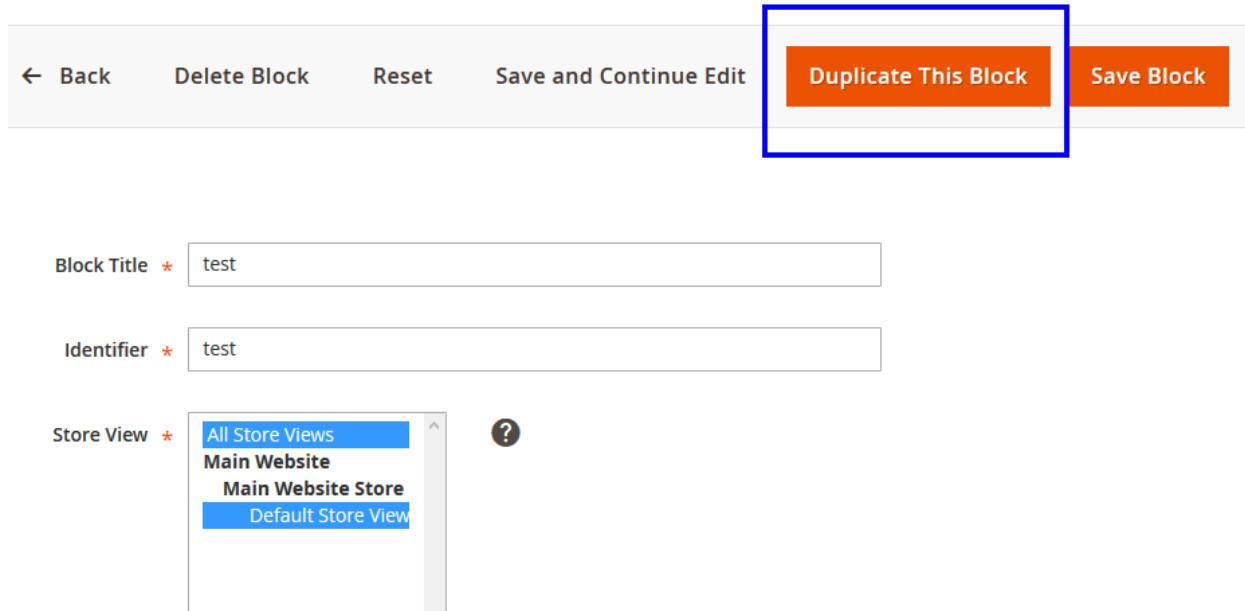
Duplicate CMS Page/Block Features

- ❖ Easily Duplicate CMS Page by pressing one button.
- ❖ Easily Duplicate CMS Block by pressing one button.
- ❖ Support Multiple store view.
- ❖ Saves lot of time creating page/block for single and multiple store views!
- ❖ Easy Installation and Ready to use.
- ❖ Plug & play

Standard Features

- Follow Magento2 coding standards for this extension.
- Follows Magento2 Extension Development Guideline.
- Compatible with Latest Magento 2 community editions.

2. Backend Display [CMS Block]:



← Back Delete Block Reset Save and Continue Edit **Duplicate This Block** Save Block

Block Title *

Identifier *

Store View *

- All Store Views
- Main Website
- Main Website Store
- Default Store View

 ?

Description:

After installing this beautiful extension you can able to see new button on your CMS block view page which called ***Duplicate This Block.***

← Back Delete Block Reset Save and Continue Edit Duplicate This Block Save Block

✓ CMS Static Block Successfully Duplicated.

General Information

Block Title *

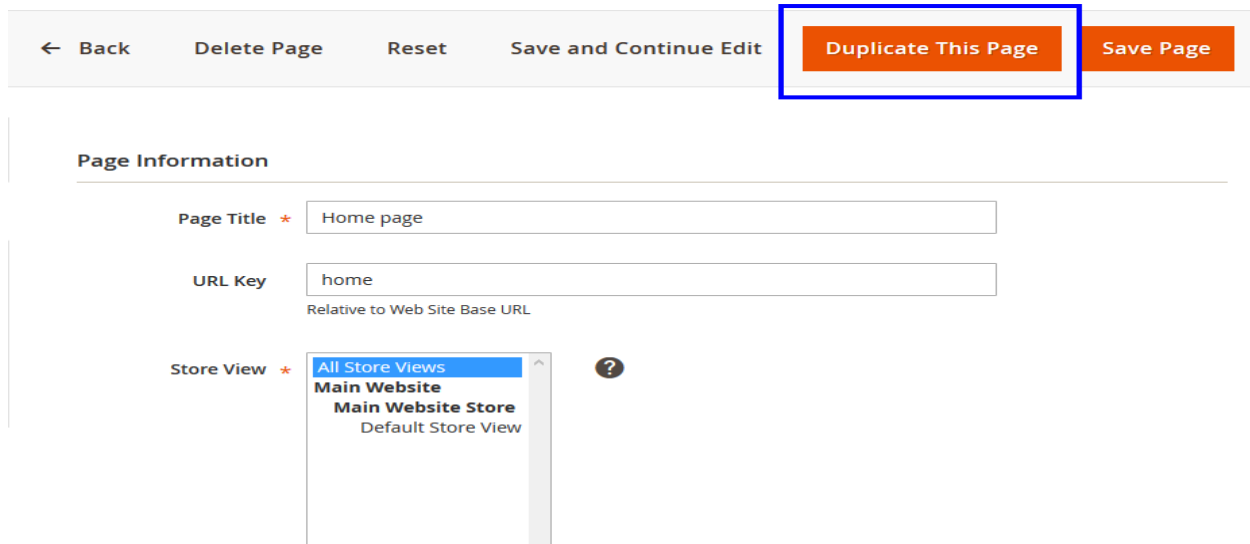
Identifier *

Store View *
Main Website
Main Website Store

Description:

After pressing the magic[*Duplicate This Block*] button, your CMS Block will duplicated with in sec. Isn't is this magic? So this extension will save your valuable of time when you have to create same block for multiple times.

Backend Display [CMS Page] :



The screenshot shows the backend interface for editing a CMS page. At the top, there is a navigation bar with buttons: Back, Delete Page, Reset, Save and Continue Edit, Duplicate This Page (highlighted with a blue border), and Save Page. Below this is the 'Page Information' section, which contains three input fields: 'Page Title' with the value 'Home page', 'URL Key' with the value 'home' (with a note 'Relative to Web Site Base URL'), and 'Store View' with a dropdown menu. The dropdown menu is open, showing options: 'All Store Views', 'Main Website', 'Main Website Store', and 'Default Store View'. A question mark icon is visible next to the dropdown menu.

Description:

After installing this beautiful extension you can able to see new button on your CMS view page which called ***Duplicate This Page.***

[← Back](#) [Delete Page](#) [Reset](#) [Save and Continue Edit](#) [Duplicate This Page](#) [Save Page](#)

✓ CMS Page Successfully Duplicated.

PAGE INFORMATION

Page Information

Content

Design

Page Information

Page Title *

URL Key
Relative to Web Site Base URL

Description:

After pressing the magic[*Duplicate This Page*] button, your CMS Page will duplicated with in sec. Isn't is this magic? So this extension will save your valuable of time when you have to create same page for multiple times.

3. Troubleshooting:

If you have any any suggestion or any issue/bug with this extension , please do not hesitate to contact us at support@shreejiinfosys.co.in